



# Crawl Space Waterproofing



# Protect Your Home with the System Trusted by Pros




FIELD OF DREAMS, IOWA

Helitech is proud to utilize Hydraway as the cornerstone of our waterproofing solutions.

Hydraway is the same high-performance drainage system trusted by engineers and professional sports field designers across the country. Even iconic venues like the Field of Dreams rely on Hydraway to stay game-ready.

Before Hydraway was installed, rain often pooled across the site of the Field of Dreams (shown to the right), threatening playability. After the upgrade, the new system diverted 2.5 inches of rainfall overnight before game day. So efficiently that the field crew was able to mow the next morning without delay!



If Hydraway can protect championship-level fields under extreme conditions, imagine what it can do for **your home**.

# Why Choose Hydraway?



## Strength

Industry's highest compressive strength.



## 0% Failure

No known product failures.



## 70% Faster

Removes water 70% faster than traditional drainage systems, efficiently relieving hydrostatic pressure and managing water inflow.




## Clog-Free

System will never clog, with a durable geotextile membrane serving as the outer shell.

## HydraDry® Plus System

HydraDry Plus from Helitech is the world's fastest waterproofing system on the market today.


Utilizing Hydraway, it removes up to 70% more water than conventional rock and pipe "drain-tile" systems and never clogs! The bridging material captures water at the foundation's weakest point — where the footing, the wall, and the floor meet.



**A. Hydraway Drain Material Next to Footing**

**B. Sump Pit & Pump**

# Installation Steps




## 1 Excavation

Our certified installer creates a trench in the affected areas as needed, including along the crawl space perimeter and down the center, plus a space for the sump pump and pit.


## 2 Weepholes

For block wall foundations, small weep holes are cored in the blocks to release hydrostatic pressure.



## 3 Drainage Material

Two pieces of Hydraway are installed side by side along the foundation footing and extended down the center of the crawl space as needed.



## 4 Sump Pit & Pump

The sump pit and pump are installed and connected to a discharge line to carry water away from your home's foundation.



## 5 Trench Backfilled

The trench is backfilled, and any removed section of the floor is restored to return the crawl space surface to its original condition.

# System Options

## Super Sump Pumps

Helitech's sump pumps capture water from the HydraDry® System and routes it through drain pipes to the outside and away from the home.

**GOOD** **A**

### Super S1

Total GPM: 58  
Sump Pit: 17 x 24"

**BETTER** **B + C**

### Super S2

Total GPM: 104  
Sump Pit: 17 x 30"

**BEST** **A + B + C**

### Super S3

Total GPM: 162  
Sump Pit: 24x24"



**A. 1/3 HP  
58 GPM**



**B. 1/3 HP  
58 GPM**

**C. Battery Backup  
46 GPM**

**ULTIMATE**  
**D. 1/2 HP Upgrade  
Option Available**

## Discharge Outlet



### Bubbler Pot

Gently disperses water over the surface. Functional and attractive for landscaped areas.



### Lawnscape

Directs water safely away while keeping debris out. Low-maintenance and efficient.

## Encapsulation



### Vapor Barrier Liner

A cost-effective liner installed over crawl space surfaces to help reduce moisture and improve overall conditions.



### Encapsulation System

A durable moisture barrier that seals the crawl space floor and walls to prevent ground moisture from entering and protect the home.



### Box Sill Insulation

Spray foam insulation applied to the rim joist area to seal air gaps and improve energy efficiency.



### Dimple Board Matting

A textured layer that directs water toward the drainage system while creating an air gap to relieve moisture against surfaces.



### Insul Barrier

A foil-faced insulation layer that helps reflect heat, reduce moisture, and improve overall crawl space energy efficiency.

# Dehumidifiers

Ventilation alone cannot provide the protection offered by a dehumidifier. Not only will it remove the bad humidity from your crawl space, but it will help your HVAC system work more efficiently and reduce the moisture that smelly mold needs to grow, improving the quality of the air entering your living areas.

- ✓ No Need to Drain
- ✓ Made in the USA
- ✓ 5 Year Manufacturer's Warranty
- ✓ Quiet Operation
- ✓ Energy Efficient



**Compact**  
Capacity: 70 pints  
Square Feet: up to 2,200



**Classic**  
Capacity: 100 pints  
Square Feet: up to 5,500

## Choose Your Level of Protection

### Good

Drainage

#### Waterproofing System

HydraDry Plus

#### Sump Pump System

- |   |  |
|---|--|
| <input type="checkbox"/> S1             | Reliable protection for typical crawl spaces               |
| <input type="checkbox"/> S2             | Extra capacity for moderate water intrusion                |
| <input type="checkbox"/> S3             | Handles heavy rainfall or persistent water.                |
| <input type="checkbox"/> 1/2 HP Upgrade | Highest protection for extreme flooding or high-risk areas |

#### Discharge Outlet

Bubbler Pot     Lawnscape

### Better

Drainage

+

Dehumidifier

#### Dehumidifier

Compact     Classic

### Best

Drainage

+

Dehumidifier

+

Encapsulation

#### Encapsulation

Vapor Barrier Liner     Encapsulation System  
 Box Sill Insulation     Dimple Board     Insul Barrier

# Damp & Musty → Clean & Protected



Before

- ✗ Humid, uncomfortable air
- ✗ Risk of mold growth
- ✗ Water intrusion concerns



After

- ✓ Dry, healthy environment
- ✓ Protected foundation
- ✓ Peace of mind year-round

## What to Expect Next



### Accepted

You accept the bid for repair and are waiting for an installation date.



### Scheduled

Helitech's front office team works with you on an installation date. We confirm the project 2 weeks before it is scheduled to begin.



### Work Begins

Each project has a dedicated Crew, Foreman, and Superintendent, and begins and ends with a thorough and complete customer walk through.



### Complete

Your home is healed! Should you need anything further, we have Customer Service readily available.



### Assurance Program

Check your sump pump annually and be sure your gutters and downspouts are keeping water away - or have us do it through our Home Assurance Program.



Healing Homes Since 1987 • 800-246-9721