


# Crawl Space System



**HELITECH<sup>®</sup>**

Waterproofing &  
Foundation Repair





A damp, unsecured crawl space can damage **your home** and put your **health at risk**.

A complete solution can prevent more extensive and costly repairs.

We don't believe in a one-size-fits-all approach.

We know what it takes to create tailored waterproofing solutions for any size crawl space.

Our team of experts will work diligently to customize a permanent repair plan that meets your home's **unique needs** to keep your crawl space **safe and dry**.

# SYMPTOMS

## Musty Odors



Musty or foul odors can be a sign of condensation or even standing water in your crawl space.

## High Humidity



High humidity in your home is a sign that excess moisture is accumulating in your crawl space.

## Sticking Doors



Sticking doors or windows could be a symptom of structural shifts or excess moisture.

## Uneven Floors



Uneven or squeaky floors can indicate structural problems with your crawl space or foundation.

## Drywall Cracks



Drywall cracks can point to foundation issues, which could be caused by structural issues.

## Allergies



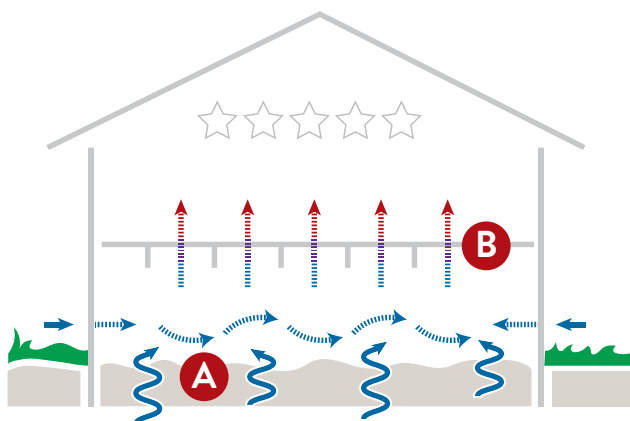
Increased allergies such as coughing, sneezing, and watering eyes could mean that the air quality in your crawl space is affecting the air in your living space.

These are all symptoms that need attention! If left untreated, they can come with **big risks to your home** including **rot, infestation, health issues, costs,** and **safety concerns.**



# 50%

More than half of the air in your living space comes from the crawl space.



## **Stack Effect of an Unencapsulated Crawl Space**

Moisture creeps in from the ground and sides of your home (A).

Warm, contaminated air rises to the main level and becomes the air you and your family breathes (B).

## Wood Rot



Wood rot in support columns and floor joists.

## Pest Infestation



Pest infestation including wood boring insects.

## Mold Growth



Mold growth that can affect your family's health.

## Utility Costs



Higher utility costs due to moisture control issues.

## Bouncy Floors



Bouncy floors can be caused by too much moisture in your crawl space.

Moisture, mold, pests, and rot in an unsecured crawl space can cause significant structural damage, HVAC issues and unhealthy air conditions for your family.

Ignoring early symptoms will only **increase risks** and **expense** over time.

# SOLUTIONS

## Encapsulation

Our encapsulation system incorporates a series of products to establish a cleaner, more contained environment below your living space.

### Encapsulation



### Dimple Board (Drain Matting)



### Vapor Barrier



### Box Sill Spray Foam Insulation



## Dehumidifiers

Ventilation alone cannot provide the protection offered by a dehumidifier. Not only will it remove the bad humidity from your crawl space, but it will help your HVAC system work more efficiently and reduce the moisture that smelly mold needs to grow, improving the quality of the air entering your living areas.

### Compact

70 Pint Capacity



### Classic

100 Pint Capacity



- ✓ No need to drain
- ✓ Made in the USA
- ✓ 5 Year Manufacturer's Warranty



## Waterproofing



### HydraDry CS

Double rows of HydraDry are installed along the perimeter and down the center of the crawl space to capture water and direct it into the sump pit, where the sump pump is housed.



### Sump Pumps

The sump pump system captures water from the HydraDry and pumps the water up through discharge lines and away from your home.

System	Contains	Total GPM	Pit Size
S1	1/3 HP Sump Pump (58 GPM)	58	17 x 24"
S2	1/3 HP Sump Pump (58 GPM) + Battery Backup (46 GPM)	104	17 x 30"
S3	1/3 HP Sump Pump (58 GPM) + Battery Backup (46 GPM) + Secondary 1/3 HP Pump (58 GPM)	162	24 x 24"



## Structural

### Floor Support

The HSC System replaces conventional concrete block, brick and wood timber posts by providing superior support to existing beams and floor joists in your crawl space.



### Band Board Repair

Band boards are treated boards placed on the outside of your home behind your home's exterior covering that cover the seam where your foundation and sill plate meet.



### Crawl Space Access

Crawl space doors provide access to a home's crawl space while also securing the crawl space.

# SOLID SYSTEMS

Product	Detail	Encapsulation				Waterproofing		
		E1	E2	E3	E4	W1	W2	W3
<b>Encapsulation</b>								
Encapsulation				•	•	•	•	•
Vapor Barrier		•	•					
Dimple Board					•			•
Spray Foam Insulation					•			•
<b>Dehumidifier</b>								
Compact	70 Pints		•	•				
Classic	100 Pints				•	•	•	•
<b>Waterproofing</b>								
HydraDry CS						•	•	•
S1 Sump Pump						•		
S2 Sump Pump							•	
S3 Sump Pump								•

## Encapsulation: What's Best For Your Home?

### E1 Encapsulation Only

Moisture infiltration from outside your home will be reduced substantially. However, humidity created inside your home from piping and other household activities is trapped and needs to be removed for full protection.

### E2 Encapsulation + Dehumidify

The added dehumidifier reduces humidity created inside your home in addition to the encapsulation.

### E3 Superior Encapsulation + Dehumidify

A dehumidifier in a sealed crawl space provides a complete moisture-control solution for your home.

### E4 Superior Encapsulation + Insulation + Dehumidify

A high-capacity dehumidifier safeguards against odors, structural damage, and health risks associated with high indoor humidity. The superior encapsulation including spray foam insulation will moderate temperature - an important addition for managing the comfort of your home.





## Waterproofing: What's Best For Your Home?

**W1**

### **Waterproofing + Superior Encapsulation + Dehumidify**

Helitech's encapsulation coupled with a high-capacity dehumidifier, and a complete waterproofing system to keep your crawl space dry in areas where water intrusion needs to be addressed with a drainage and sump pump system.

**W2**

### **Higher Capacity Waterproofing + Superior Encapsulation + Dehumidify**

A higher level of encapsulating, dehumidifying, and waterproofing using our S2 Sump Pump System that includes a battery backup to alleviate any concerns about water intrusion.

**W3**

### **Highest Capacity Waterproofing + Superior Encapsulation + Insulation + Dehumidify**

This comprehensive solution adds spray foam insulation and our highest capacity sump pump system with a secondary pump and battery backup.



# YOUR PLAN

Your home care specialist will help develop the best plan to address specific concerns for your home. Some of the factors involved in their recommendation include:

**Square Footage:**

---

**Humidity Level:**

---

**Incoming Water Level:**

---

**Odor Concerns?**

---

**Temperature Concerns?**

---

**Growth?**

---

**Structural Integrity:**

---

**Other Notes:**

---

---

---

---

---

---

---

---

---

---



## NEXT STEPS



### 1. Accepted

You accept the bid for repair and are waiting for an installation date.



### 2. Scheduled

Helitech's front office team works with you on an installation date. We confirm the project 2 weeks before it is scheduled to begin.



### 3. Work Begins

Each project has a dedicated Crew, Foreman, and Superintendent, and begins and ends with a thorough and complete customer walk through.



### 4. Complete


Your home is healed! Should you need anything further, we have Customer Service readily available.




## Healing Homes Since 1987



**Basement  
Waterproofing**



**Foundation  
Repair**



**Concrete  
Leveling**



**Egress  
Windows**



**Life happens in your home.** We believe you and your home deserve the best. Grounded in our commitment to faith and family first, our trusted team has been caring for homes just like yours for over 35 years. We offer effective and permanent waterproofing and foundation repair solutions that will withstand the life of your home; **this is our Helitech Promise.**



### **HELITECH Waterproofing & Foundation Repair**

Healing Homes Since 1987

helitechonline.com | 800-246-9721

